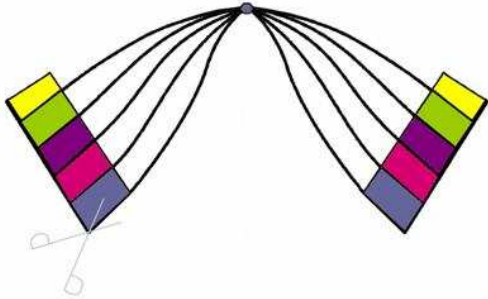
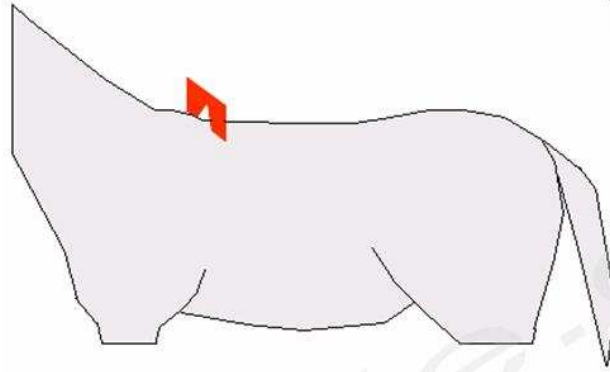


How to measure and choose size of saddle's tree for your horse's withers ?

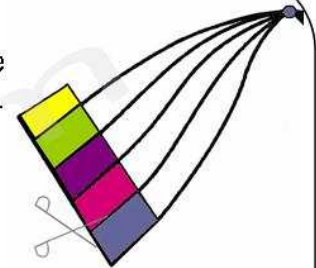
1- Print the page 2 whose contains « Arch of horse withers ».
Cut the central part.



2- Put this arch on horse's withers.
Important: do not forget that we wish to know size of withers-'tree of your future saddle.



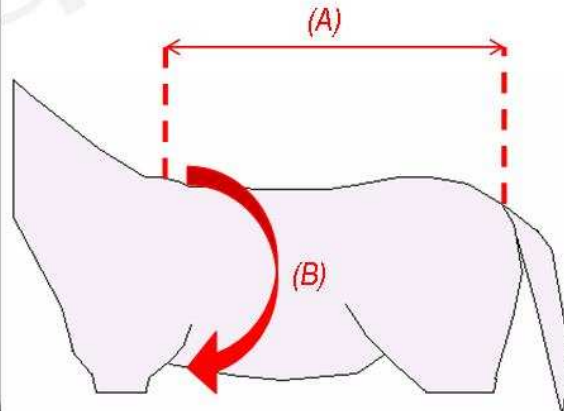
3- The arch does to touch each side of horse's withers.
If that is not the case, cut again by enlarging size of the arch



4- Put this new arch on horse's withers again.
If arch does not touch horse's withers, renew experience by cutting a new arch, until you obtained an arch close of your horse's withers.



5- Then, please inform us about length of the back of horse: *measure from withers until tail. (A)*
Then inform us about girth circumference *(B)*



6- How to place order :

• **Internet** through www.quadrije.com:

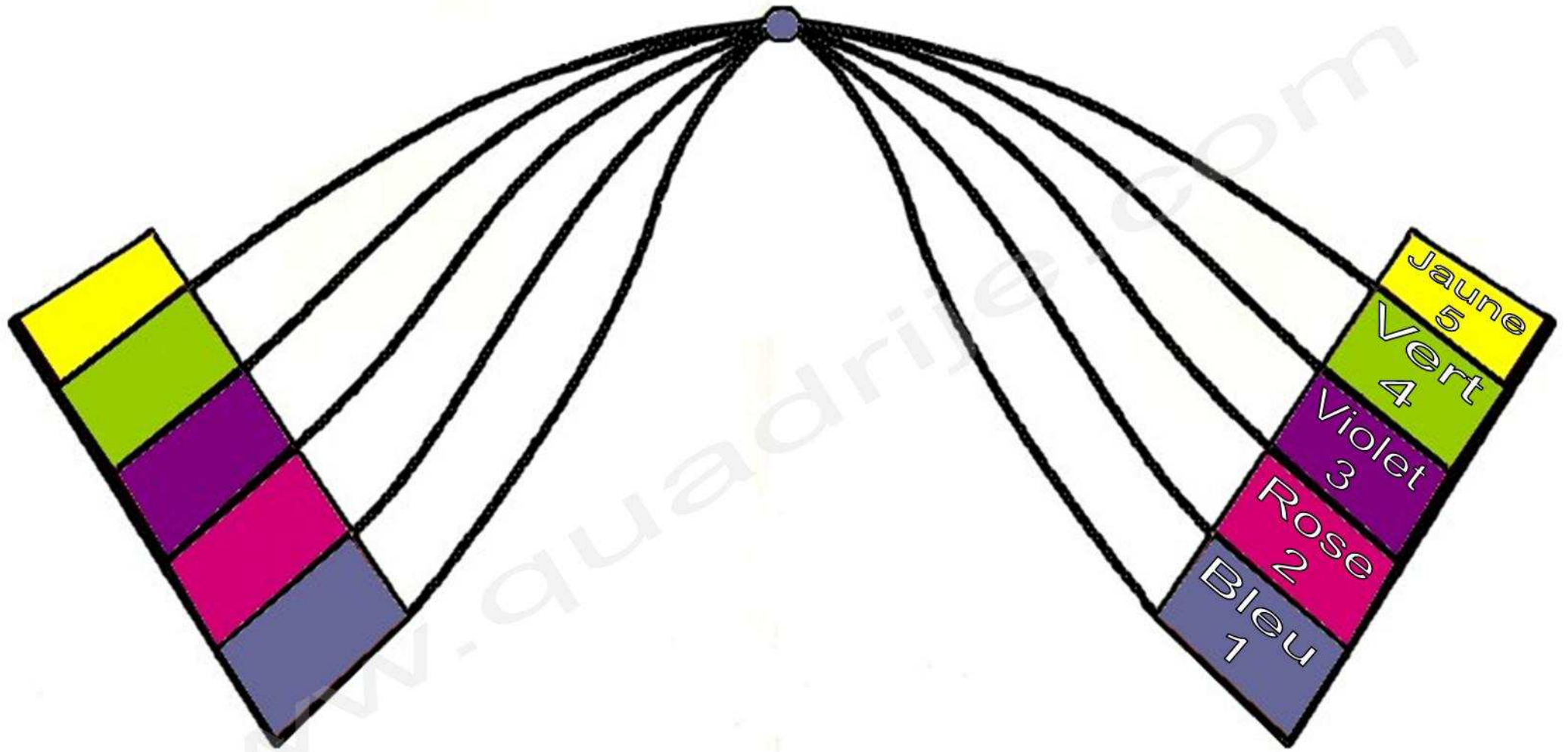
Select the saddle you want to buy, and choose « *size of seat—Tree to your measure* ». And send us an email on quadrije@wanadoo.fr with information of measure A and B, and enclose the page 2 (*arch, of colour of arch selected*) JPEG or PDF file.

• **Mail**: send us information of measure A and B, enclose the page 2 (*arch, of colour of arch selected*), and your order to *Quadrije, N°395 chemin de l'Horme, F-26300 ALIXAN.*

• **Fax**: Same information as by email (0033)04 75 71 48 23.

-> Paiement: Credit Card, Check, Bank transfer.

-> Delivery: After receiving order and information (*Mesures + Page 2 ou code couleur sélectionné*), we will send you (*within 2 days*) the confirmation of manufacture of saddle and delivery time (*between 8 and 16 days*).



Échelle 1 cm
↔

Please assure that this page is in good size